


Parker Scout Summer Camp



SESSION I June 14-16: Jurassic
SESSION II June 21-23: Sea Life
SESSION III July 12-15: Safari

2024 Campers' Guide For Parents and Leaders Of Cub Scouts and Webelos

A special thank you to our sponsors and donors,
and our many volunteers who help us make Parker Scout Camp great!

Table of Contents	2-3
Join us for Summer Resident Camp! Letter from the Camp Director	4
2024 Summer Camp for Cub/Webelos Scouts	5
<ul style="list-style-type: none"> • Registration Fees • Program Rotation • Council Web Site • Parker Admin. Building 	
Getting Ready for Camp	6
<ul style="list-style-type: none"> • Cub Scout Pack Committee Responsibilities • Camp Leaders' Responsibilities • Den Chiefs 	
Registration	7-8
<ul style="list-style-type: none"> • Registration Information • Registered Campers • Camperships • Leadership Requirements • Leadership Responsibilities/Camp Leader Meetings • Registration Reminders 	
Information for Parents	9-11
<ul style="list-style-type: none"> • Camp Fees • Medical Form - Pre-Camp Requirements • Packing list – “What to Bring” • Leaving Camp Early • Directions to Camp • Camp Contact Information • Emergency Phone Number 	
Camp Arrival and Check-In Procedures	12
<ul style="list-style-type: none"> • Check-in Time • Getting to your Theme Area • Check-in Procedure 	
Camp Map	13
Camp Facilities and Services	14
<ul style="list-style-type: none"> • Handicap Accessibility • Trading Post • Chapel • Dining Hall, Pavilion and Food Service • Meal Serving/Meal Clean-up 	

Health and Safety	15-18
<ul style="list-style-type: none"> • Person Hygiene • Health Form Requirements • Medication Procedures • Health Services • Fires and Firefighting • Camp-Wide Emergencies • Buddy System • Shoes • Bicycles • Pets • Drugs and Alcohol • Youth Protection • Fireworks • Leaving/Entering Camp • Snack Foods • Telephone/Cell Phones • Latrines • Weather • Personal Property • Tenting • Behavior 	
Program Areas/Camp Staff	19-20
<ul style="list-style-type: none"> • General Adventures • Waterfront /Aquatics • Shooting Sports • Campfires • Camp Staff 	
Basic Program Schedule	21
<ul style="list-style-type: none"> • Opening Day • Daily Schedule • Closing • Trading Post Hours 	
Emergency Procedures	22
Check-Out Procedures	22
Forms	23+

Dear Cub Scout and Webelos Leaders and Parents!

Summer is right around the corner and with it, summer camp. We are busy getting ready for fun, and we can help you get ready, too!

This is the 2024 Camp Guidebook for Parents and Leaders, which will be your resource as your Pack/Den prepares for and attends a weekend of fun at Parker Scout Camp! Please take some time to read this guidebook to get an understanding of what you can expect prior to and during your stay at camp. Share this information with your parents.

I am very excited to be your Camp Director at Parker Summer Camp. We have a great staff, some new, some veteran, all trained and enthusiastic, and we are looking forward to meeting you and serving you at camp. Whether your favorite part of camping is the outdoors, the swimming beach or shooting sports, we will do our best to make your camp experience more exciting, educational, and fun than any summer before!

This guidebook contains all the necessary forms that each person will need to complete prior to attending summer camp. **Our national office of the BSA requires that all Scouts, parents, and leaders who will be attending camp bring a completed and signed health history form. For Parker camps, only parts A and B need to be completed. NO physician visit required.**

If you have any questions, concerns, or need to communicate with camp staff, you may contact the Central Minnesota Council Office at (320) 251-3930, or email Holly.Carlson@scouting.org.

Come enjoy our Cub Scout and Webelos Camps and see what makes Parker one of the leading Cub Scout camps in Minnesota!

Yours in Scouting,

Holly Carlson

2024 Resident Camp for Cub/Webelos Scouts

Camp Registration Fees

Fees are \$115.00 (\$95 early bird) per youth and \$65.00 per adult participant. See the registration information link found online at www.bsacmc.org.

Program Rotation

Our Summer Camp program is designed to provide Cubs/Webelos a different experience each year that they attend camp. Specific activity changes may be made to each theme area from year to year to help enhance and improve the camp program. We welcome all age groups every weekend! And we are focusing on advancement through fun! Each theme will include a hands-on craft, age-related activities, games, water sports and shooting sports, which will challenge them physically and mentally, providing opportunity growth in inter-personal and leadership skills. And each Scout will have the opportunity to earn Adventure Loops!

Parker Admin

Parker Scout Summer Camp office is the business center of the camp. Much of the administrative work of the camp operation takes place in this building. It also serves as a centrally located information and greeting center for guests and leaders. The Health Officer connection and Trading Post are located at this building during the weekend.

Getting Ready for Camp

Preparation is the key to any successful event. Summer camp is no different. Specific tasks need to be completed by both the Cub Scout Pack Committee and by individual leaders who will be attending camp with the Cub Scouts.

Cub Scout Pack Committee Responsibilities

- Appoint an adult to oversee all preparation.
- Promote the camp program at all pack functions.
- Keep parents interested and informed about camp.
- Be responsible in ensuring all camp fees are paid on time.
- Confirm transportation arrangements to and from camp and inform drivers of directions to camp, check-in and check-out times, meeting places for pick up, etc.
- Assure two-deep leadership and a 1:4 ratio of adult to youth attending. 1:1 is encouraged.
- Ensure adults attending have received and read this guidebook. Additional copies are available online at www.bsacmc.org.

Camp Leaders' Responsibilities

- **Make sure that each camper has the appropriate and completed Annual Health and Medical Record form and medication card (if applicable). Collect forms and cards prior to departure. Make copies before camp begins. DO NOT SEND HEALTH FORMS TO THE COUNCIL OFFICE.** Bring them with you to Camp.
 - Review the “What to Bring Checklist” with all parents. See page 9 of this guide.
 - Review the camp guidelines and health and safety policies of the camp.
 - Be knowledgeable about the needs of each youth member attending camp (sleeping habits, eating habits, medications, likes and dislikes, etc.)
 - Have the most recent roster of youth and adults attending prepared and ready to turn in upon arrival.
 - Ensure all payments have been completed in full and submitted to the Council Office in Sartell, MN.

Den Chiefs

Den Chiefs may attend camp with their den, (and may register at the adult rate) but are not counted as adults needed for the required leadership ratio. The Den Chief should have attended Den Chief Training and must be able to serve as a mature role model and helper for 3 days and 2 nights. Parker Scout Summer Camp should not be a replacement for their own summer camp experience.

Registration

Here are a few easy steps to ensure you have a spot at Summer Camp at Parker Scout Camp.

Registration

Located online at www.bsacmc.org. The Parker Camp page has links to our registration website, with easy to follow instructions. Please read it carefully and follow the step-by-step process as indicated. Fees are \$115.00 per youth, which includes a camp patch, and \$65.00 per adult. If you have any questions about online registration, please contact the Council Office at (320) 251-3930.

Registered Campers

All youth attending Parker Scout Summer Camp must be registered members of the Boy Scouts of America. There are no arrangements or accommodations for any other youth family member to attend camp with a Cub Scout Pack or Den.

Leadership Requirements

All Cub Scout packs attending Resident Camp must attend under the Pack's adult leadership. Each pack is required to have at least two adults, one who must be at least 21 years of age or older and one must be registered with the Boy Scouts of America. Central Minnesota Council suggests at least one adult for every three (1:4) boys in attendance at camp. With a minimum of two for multiple boys. **All registered Scout Leaders must have completed current Youth Protection Training.**

Leadership Responsibilities at Camp---Adults in attendance at camp are responsible to:

- Provide supervision and guidance for the youth of your Pack attending the camp.
- Assist the youth as needed in the program areas (staff cannot help everyone at once).
- Ensure the safety of all campers by adhering to all camp guidelines (youth and adults).
- Help maintain order and discipline within the membership of the Pack.
- Know and follow the safety and emergency procedures.
- Assist the youth with the preparation and cleanup of your assigned camping areas.
- Be responsible for any Scouts needing medicine.
- Making sure Scouts are prepared for all the day's activities.
- Respect and follow the direction of Camp Leadership staff.

Camp Leader Meetings

Theme Leaders will hold a camp orientation meeting at your theme area about 9:15pm on the first evening. (If you would like to attend optional training sessions for Youth Protection Training or Safe Swim, these will be held in the Parker Lodge/ Admin. Building based on popular demand.) The agenda includes a review of the camp's policies and guidelines, meet some of the senior staff members, review program plans and answer any questions leaders may have.

Registration Reminders

- Make payments online through the camp reservation system.
- Reservations by phone will not be accepted. Please register online at www.bsacmc.org. Follow the links on the Parker Scout Camp page.
- All Scouts attending camp must be currently registered with the Boy Scouts of America. **NO EXCEPTIONS!!**
- Adult Pack/Den leaders must have current Youth Protection Training.
- Please include the Cub Scout Pack number, and session attending on all correspondence. Try to limit the number of changes sent to the Council Office. Keep track of changes in your own records and submit all changes, add-ons, deletion, etc.
- **Please do not use nicknames** on registrations.

Please make copies of appropriate information in this guide for parents of boys attending camp. Check out our web site: www.bsacmc.org for the latest information. Copies of this guide is available at the on the council website.

Information for Parents

Camp Fees Youth fee - \$115.00, Adult fee - \$65.00, subject to late fees after the start of camp.

Camperships

Central Minnesota Council offers a variety of fundraising opportunities to help a Scout pay for camp. Popcorn sales are the number one method of building a Scout account to enable a child to attend camp. We offer "Cash for Camp" in the spring to help grow those accounts for individual Scouts to pay for camp. Packs may also offer fundraising opportunities to make sure every Cub Scout has a chance to afford their camp fees. There is a special pride when a Scout can say they earned their way to camp.

But we know there are times when an illness, a loss of job or home, or other family emergency makes it difficult or impossible to save money or participate in fundraising. In those cases, we offer a solution. Thanks to private donors, we have a limited ability to help.

Financial assistance for families to send their scout(s) to camp is available from the Central Minnesota Council. A special Campership form can be found in the Forms section of this guidebook or on the Council web site at www.bsacmc.org. To request assistance, complete the entire form and send to the Central Minnesota Council Office by May 1st. Requests received after this date may not be considered. Units will be notified regarding the amount of financial assistance once the Campership request has been reviewed. Full Camperships are not provided. **The family and unit must try to provide at least 50% of the camp fee.**

What to bring (Mark everything with Scout's name) Personal gear

Complete Cub Scout uniform	Rank handbook, notebook and pens/pencils
Activity shirt/t-shirts	Annual Health and Medical Record
Extra Socks/underwear	Backpack, duffel bag
Jeans or pants, shorts	Flashlight and batteries
2 towels; 1 for shower, 1 for swimming	Sunscreen, bug repellent
Rain jacket or poncho	Toiletries, Toothbrush, paste, and soap
Two pairs of shoes	Water bottle, Coffee mug
Closed toe shoes for ranges	Sleeping bag, pillow
Swimsuit	Tent
Sweatshirt or jacket	

OPTIONAL EQUIPMENT

Camera	Garbage bag for wet and dirty clothes
Extra blanket for under mattress, sleeping bag	

NOTE: Any adult who plans to fish will need a fishing license. A license is not required to help a youth.

All personal items should be kept in a backpack, duffel bag or suitcase and marked with the camper's name in permanent black marker. All valuables should be locked in a secure box or other container. Central Minnesota Council, Parker Scout Camp, and the Camp staff is not responsible for lost, damaged or stolen articles.

What not to bring to camp

The following items should be left at home, bikes, scooters, skateboards, roller blades, etc. – knives. All electronic video games – iPods, MP3 players and other audio equipment will not be allowed during program/mealtimes.

Medical Forms/Medication Forms

A completed Annual Health and Medical Record (part A & B), regardless of age, is needed to participate in any camp activities or to stay overnight in camp. Forms may be obtained through the Cub Scout Pack leadership, by contacting the Council office at (320) 251-3930, or from the Council web site at: www.bsacmc.org.

Forms describing medication and dispensing information are found in this guide. Please make sure any medications are in their original containers with doctor's orders.

Snacks

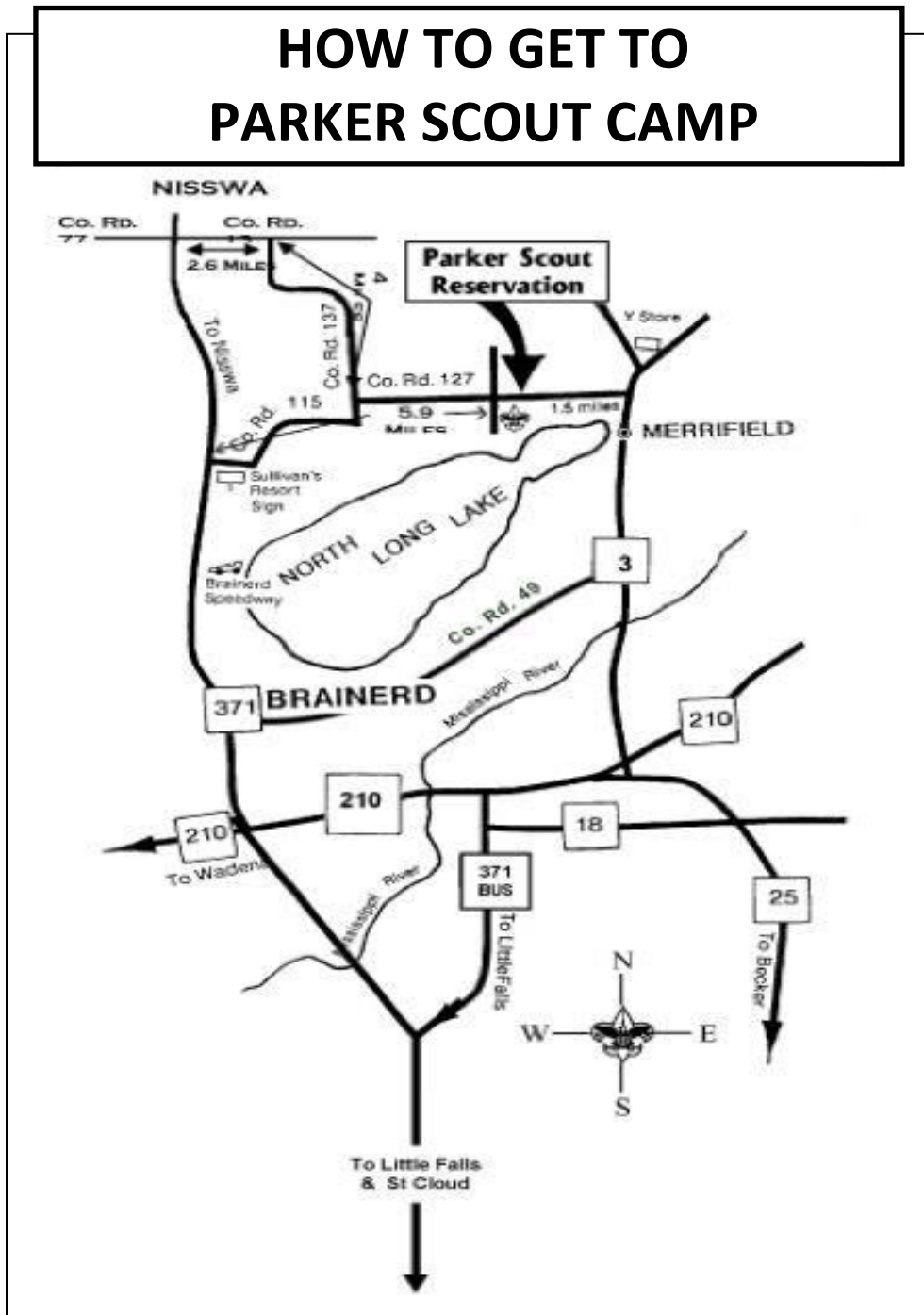
All meals are provided at the camp dining hall. There is a trading post where snacks and cold drinks are available for purchase. Snacks may be brought to camp, but all food items must be stored in private vehicles at night. We do have critters in camp, as with any woods setting. For your safety, please do not take any food items except for water into tents.

Leaving Camp Early

Any person, who chooses to leave camp early, must check out with the Camp Director and sign out at the administration building (Parker Lodge). A Scout may only leave with their parent/guardian, unless specifically ordered by parent or guardian.

Parker Scout Camp is located approximately 1.5 miles West of Merrifield off County Rd 127.

The camp address is: 21930 Paradise Dr., Nisswa, MN 56468



Emergency calls only, Camp Director: Holly Carlson, 218-330-9422
Camp Phone: There is NO PHONE at Camp
Best Practice: Contact your Unit Leader at camp
Council Office Phone is not answered on weekends.

Camp Arrival and Check-In

Check-in Time

Please plan to arrive at camp between **6:00 pm and 8:00 pm** on the first day of your respective session. The check-in process will be not available until **6:00 pm** when the entrance to camp is officially opened. All Packs should be in camp no later than **8:00 pm**. Please carpool when appropriate as parking space is limited. Carpooling also enables your group to check-in more quickly and efficiently. There will be no meal service on the first night, so please plan to bring evening snacks and eat supper before coming to Camp.

Getting to your Theme Area (Adventure Campsite)

Cub Scouts and leaders will be greeted in the main camp parking area. Vehicles are unloaded, and all equipment is packed onto large garden carts that are easily moved by campers to the theme areas. You may bring your own cart for transporting. Each theme area is allotted one to two garden carts, so a couple of trips may be necessary. Vehicles must remain in the main parking area. No vehicles are allowed on camp roads except for emergency and other camp vehicles, or for approved persons with physical limitations.

Check-in Procedure

Getting checked into camp is a step-by-step process that is conducted quickly and efficiently by the camp staff. Try to have all your Pack's participants arrive at camp at the same time. A staff member will greet you in the parking area upon arrival. A staff member will be available to escort your Pack/Den to your theme area. Garden carts are provided; however, consider bringing an additional cart, wagon, etc. to limit the number of trips. Backpacks can be a great help here.

Step 1: Arrive at camp and gather your group. Carpool whenever possible. This is important to limit overflow parking as much as possible.

Step 2: Leaders ensure all health records; medications and medication cards are with one person.

Step 3: Unit Leader goes to Parker Lodge (Admin Building) for:

- Participant wristbands (to be worn at all times)
- Health Form review
- Medication and Medication Card turn in (optional).

Step 4: Groups will be instructed where to make camp. Scouts and adults wanting a Camp Tour should return to the Admin Bldg. **Camp Tours will be on a voluntary basis.**

Step 5: Campers meet with their Theme Director in their theme area to get settled in before the Theme Area activities and Campfire.

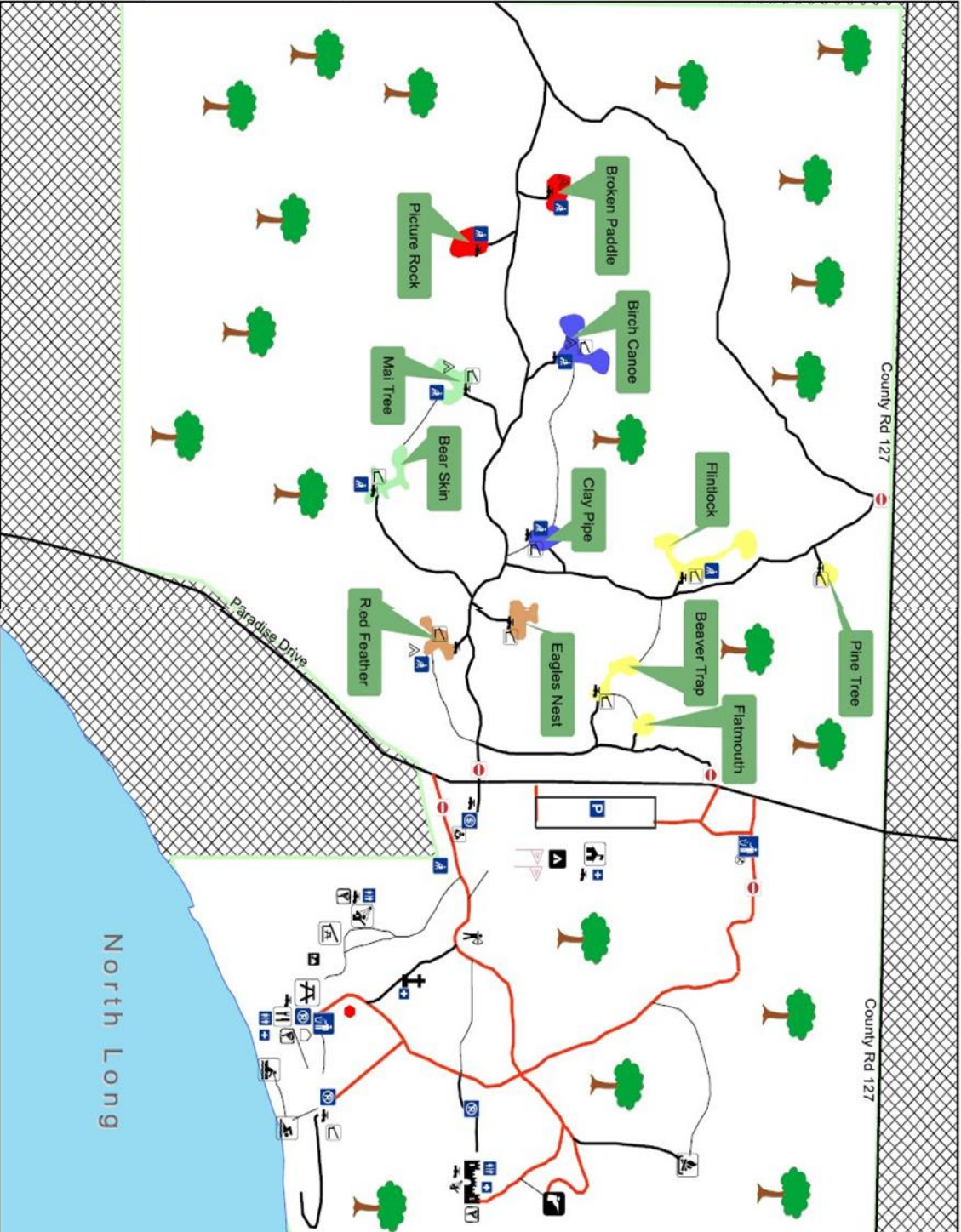
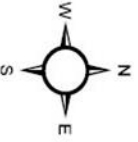


Parker Scout Camp – Camp Map

Central Minnesota Council, BSA



Legend	
	Dumpster
	First Aid
	Boating Beach
	Flag Pole
	No Car Access
	No Parking
	Swim Beach
	Wall Tent/Camping
	Storm Shelter
	Flush Toilet
	Pit Toilet
	Water
	Archery Range
	Shower
	Council Fire Ring
	Craft Lodge
	Dining Hall
	Miller Castle
	Old Shower House
	Parker Lodge
	Picnic Shelter
	Rifle Range
	Spieltz Chapel
	Tee Pee
	Trading Post
	Small Shelter
	Food Storage
	Akela Lodge
	Maintenance Garage
	CAMP SITES
	Hiking
	Vehicle and Hiking
	Private Property



Camp Facilities and Services

Accessibility for Disabled Persons

Most of the buildings at camp are accessible by wheelchair. The trails in camp are mostly hard gravel roads and wheelchairs can be used on many of the trails to the program areas. Adult assistance will be needed to safely escort wheelchairs on these trails and roads.

Trading Post

The Trading Post is the camp's store. The trading post is in the Administration Building, (Parker Lodge). It is stocked with a variety of merchandise including souvenirs, personal hygiene items, snacks and beverages, camp equipment, handicraft materials and other miscellaneous items. Merchandise costs range from \$.50 to \$55.00. Trading Post hours are posted in camp. Times are subject to change.

Chapel Service

The camp includes time for worship as part of the regular program schedule. This typically takes place on Saturday before dinner and uniforms should be worn. As Scouting has a focus on Duty to God, it is appreciated if you attend.

Dining Hall, Pavilion and Food Service

The camp provides a full-service dining hall where meals are prepared and served. Participants will sit in the nearby Pavilion to enjoy the meal. A certified dietician approves the camp menu. Saturday breakfast, lunch, and dinner are served, and a final breakfast will be available to Packs/Dens on Sunday morning.

If a camper has any special dietary needs or food allergies, please indicate on the medical form and be sure to contact the Council Office at least two weeks prior to session. Please contact the Camp Director or Kitchen Staff for meal options. *We will do our best to prepare alternate meal items with the ingredients we have, and you are welcome to stop by the kitchen and read labels, however, we cannot guarantee anything. It is advisable to bring some foods from home to supplement the items we can provide.*

Meal Serving & Clean Up

All Saturday meals are served cafeteria-line style from the Dining Hall. To help facilitate the serving process, leaders may be asked to assist the staff in the serving of the meals. This also helps to ensure the proper amount of food is served and that each camper has the opportunity to try every type of food on the menu.

After each meal, 1 adult, minimum should stay behind to ensure their area is clean around the tables. Staff will help where needed. We also appreciate any adults that are willing to help clean up and wash dishes. The members of our kitchen staff are all volunteers, too!

Health and Safety

Personal Hygiene

Personal cleanliness is a great habit to prevent illness. Allow time for hand washing prior to every meal. The camp is equipped with showers and other bathroom facilities for use by all campers.

Health Forms

All campers (Cub Scout and adults, **regardless of age**) are required to have a completed Annual Health and Medical Record form (part A & B) reviewed while they are at camp. **NO PHYSICAL EXAMINATION IS NECESSARY, REGARDLESS OF AGE** when attending Cub/Webelos Summer Camp. The health forms are to be collected by the adult leader in charge of the Cub Scout Pack and provided to the Health Officer at camp during the check-in process. Health forms will be reviewed by Camp Staff and returned to you. A copy of the Annual Health and Medical Record form is available in the back of this guidebook, and can be obtained through the Council office in Sartell, the council's web site at: www.bsacmc.org, emailing ParkerScoutCamp@gmail.com, or through the National Boy Scouts website.

Medication Cards *(available in the back of this guide)*

All prescription medications, other than immediate emergency need (i.e. inhalers) can be, if you choose, secured at the camp medical office. A Pack adult leader must accompany Scouts to the medical office to take medications. Complete the medication agreement for each youth with the Health Officer.

Medication brought to camp must be in the original (prescription) container and contain the following information:

Camper's name	4.	Date prescribed
Name of prescribing physician	5.	Name of medication
Prescription number	6.	Directions for use

A Medication Card is required for each type of prescription medication to be taken at camp (if maintained at the Administration Building). The card must contain the required signatures of the parent and the prescribing physician. Completed Medication Cards can be mailed to camp with the Pack's health forms or brought to the camp on the first day and filed in the health lodge. A copy of the Medication Card can be found in the Forms section of this guidebook.

The Medical Office and Camp Health Officer are located in Parker Lodge (Administration Building) and the Dining Hall. After 10 PM, the Castle is where health staff will be located.

Health Services

First-aid and other health related services are provided for the safety and well-being of all campers. Any camper having an accident or suspected illness must go to, or be assisted to, the Health Officer. Emergency services such as ambulance and 24-hour medical clinics are available in Brainerd. The camp has a written agreement with those medical staffs regarding emergencies in camp.

Camp Wide Emergencies

In the event of a camp emergency, a camp siren will sound. We have a hand-crank portable siren that will travel around camp. In such a case, all campers report to their respective theme area shelter. Cub Scout pack leaders must take roll call of their pack members. Campers are to remain in their theme areas until a camp staff member arrives with additional instructions and information. A camp emergency drill may be conducted the first day of your stay at camp.

Buddy System

The Buddy System is in effect 24-hours a day. Cub Scouts should always have a buddy or two with them wherever they go. The camp staff will be observing and leaders are encouraged to ensure this occurs throughout the camp sessions.

Fires and Firefighting

The camp staff is prepared to handle firefighting in camp. Fireguard charts are furnished and must be posted in the camp program areas and where tents are located. The charts shall be inspected and completed each day by an adult leader camping with the Cub Scout Pack. Fire buckets are also located in these areas and are to be kept full and used for firefighting emergencies only. All tents are to be clearly labeled "No Flames in Tent". The camp can provide these signs to persons needing them upon arrival.

Shoes

Shoes are to be worn at most all times, to help prevent the chance of foot injuries. It is always a good idea to have two pairs of shoes at camp. **No open toe shoes or sandals.**

Bicycles

Cub Scouts and leaders are asked not to bring bicycles or other wheeled vehicles to camp unless it is for a physical disability. Summer Camp does not provide wheelchairs or wheeled vehicles to persons requiring them. Please plan accordingly when staying at camp.

Pets

Cub Scouts and leaders are asked not to bring any pets to camp.

Drugs and Alcohol

Being under the influence or in possession of alcohol or any illegal drug on council property is strictly prohibited. Offenders will be escorted off the property immediately and, if necessary, the proper authorities will be notified.

Smoking

No one under 18 years of age will be allowed to smoke. All council-owned buildings of the Central Minnesota Council are smoke-free. Persons who must smoke at camp may do so only in areas well away from the camp activities. Smoking is not allowed **in the presence of any youth.**

Youth Protection

All BSA youth protection policies will be followed to the letter. If they are not, the individual in violation will meet with the Camp Director regarding consequences.

<http://www.scouting.org/Training/YouthProtection/QA.aspx>

All registered adult leaders need to have Youth Protection Training prior to coming to camp.

Fireworks

NO fireworks of any type are permitted in camp.

Leaving or Entering Camp

Any Cub Scout or adult leaving camp or arriving in camp after arrival must check-in and out. Sign in/out sheets are posted at the office to ensure accurate accountability of all campers and staff. Any person, who chooses to leave camp early, must check out with the Camp Director or Program Director. A Scout may only leave with their parent/guardian.

Snack Foods

The camp also has a trading post (store) that sells a variety of snack foods and beverages. Cub Scout Pack leaders are encouraged to monitor the amount of snack foods and beverages brought to the camp by Cub Scouts.

Personal food and beverages must be kept in personal vehicles overnight.

There is no food or beverage (other than water) allowed in Parker Scout Camp tents. Food should not be kept in any tents due to animals in the area.

Personal food may be in the campsites during the day, however during the night it should be returned to personal vehicles.

Do not feed the animals no matter how “cute” they look.

Telephone/Cell phones

Try to have Scouts refrain from using cell phones at camp (Unit Leader responsibility). Adults are encouraged to refrain from cell phone use that would distract anyone from the program.

Latrines

There are latrines and/or Porta-Potties available in/near all campsites. Trash must not be disposed of in any of these and must be kept clean and orderly.

Flush toilets are only available in the shower house, dining hall and at Miller Castle.

Water is available at each campsite, so hands can be washed after using the latrine and before meals. If supplies are needed, notify your Theme Leader so that they can be replaced.

Weather

We always hope for good weather, but we are not always lucky.

In case of Rain, activities will go as planned, so rain gear is a must. If it becomes too heavy, rain locations for each program area have been assigned.

Camp Staff will monitor weather conditions.

In case of severe weather, Camp Staff will advise the campers to move to the emergency shelters as necessary.

Personal Property

The camp and camp staff do not assume responsibility for damage or loss of personal property.

Campers are encouraged to leave any valuables at home that may be damaged or lost, and to bring a locked box for any other personal items. Vehicles should always be locked and parked in the designated parking area.

Parker Scout Camp Tenting

Adults may not share the same tents with youth unless they are parents, family or legal guardians of that child. One family unit may share a tent -----Two different family units may not share the same tent--**PLEASE REFER TO THE BSA YOUTH PROTECTION POLICIES-**

No food or beverages should be brought into your tents. There are Raccoons, Skunks, Bears, Chipmunks, and Squirrels that may find it. Please keep any snack food items in your vehicle or securable box or cooler.

Please bring your own tent or borrow one from a friend. Parker Scout Reservation may have some tents to rent for the weekends (first come, first served --- advance request required).

Dealing with Inappropriate Behavior

- Program area staff will discuss expectations with the camper.
- Leader should discuss expectations with the camper.
- Alert the camper that the actions are inappropriate in a non-demeaning manner.
- Redirect the behavior.
- Give a verbal warning about consequences
- Remove the individual from the situation
- If cooperative after a few minutes, allow back to the activity, if not, suggest another activity. If this still does not work, a leader and the youth shall visit with the Program Director or the Camp Director.
- If safety is a concern, the Camp Director and/or the Program Director shall be notified immediately.
- The camp director can request the removal of any participant (youth or adult) at any time.

Summer Camp Themes, Activities & Advancements, Camp Staff

The camp has many returning and some new trained staff ready to have fun and lead you on an adventure.

They will be focusing on the new cub adventures.

The registered emails will be receiving an email after the weekend with the adventures that were worked on that weekend as they may differ each time.

Other Program Areas

The camp also features several traditional program areas that all campers will have an opportunity to experience:

Waterfront/Beach area

The waterfront area of the camp is one of the most popular. It offers swimming, water games, a sandy beach, kayaks and swimming and boating safety instruction. The Aquatics Supervisor is a nationally certified instructor and teaches safety in and around the water at all times.

Shooting Sports

All campers will have the opportunity to participate in learning about the safety and use of BB guns and archery equipment. The camp's shooting sports area is ideal for campers and will allow the maximum of eight persons to shoot at any one given time. Instructors, whose number one job is camper safety, staff the ranges. Leaders may be asked to assist with safety and proper handling of the equipment in the area. Parker Scout Reservation will provide all equipment at the shooting sports ranges.

Campfires

Friday evening, your program leader will hang around and visit with you around a campfire in your group area. This is a great time to get to know one another and to appreciate the outdoors in the evening. The second evening of your stay features a closing campfire at the Council Campfire Ring. The camp staff leads the group in songs, skits, cheers, stories and more for a fun-filled evening of entertainment.

Camp Staff

The camp staff at Parker Scout Summer is made up of dedicated men and women. Some of the senior staff (21 and over) have been certified by National Camp School, an extensive training course conducted by the Boy Scouts of America. The entire staff is committed to providing the best possible service to every camper to ensure a safe, enjoyable and fun-filled time at camp. They are available and at your service for any reasonable request, need or question related to summer camp.

2024 Parker Scout Camp (Themes different) (subject to change)

Day/Time	Event	Location
Friday		
6:00-7:30pm	Registration, Check-In, Set up Camp	Admin./Parker Lodge
7:45pm	Flags	Flag Field
	Program immediately following flags	Camp Wide
10:00pm	Lights Out-Unit Leader Enforced	
Saturday		
7:00am	Reveille-Unit Leader Enforced	Camp Wide
7:30am	Flags Ceremony ("Class A" Uniform)	Flag Field
8:00am	Breakfast ("Class A" Uniform)	Dining Hall
9:00-11:50am	Program Sessions 1-4	Program Sites
12:00-1pm	Lunch	Dining Hall
1:00-1:25pm	Free Time	
1:35-3:05pm	Activity Session 1	Program Sites
3:15pm-4:45pm	Activity Session 2	Program Sites
5:00-5:30pm	Worship Service ("Class A" Uniform, if possible)	Chapel
5:45-6:45pm	Dinner ("Class A" Uniform)	Dining Hall
6:45-8:00pm	Free Time	
8:15pm	Flags Ceremony ("Class A" Uniform)	Flag Field
8:30pm	Campfire ("Class A" Uniform)	Fire Ring
10:00pm	Lights Out-Parent/Leader Enforced	
Sunday		
6:30am	Early Swim (optional)	Beach
7:00am	Reveille/Theme Area/Campsite Clean-up	Camp, Castle, Program
8:00am	Flags Ceremony	Flag Field
8:15am	Breakfast	Dining Hall
8:45am	Scout Games	Parade Field
10:00am	Closing Ceremony	Flag Field
10:30am	Check out with theme leaders, pick up health forms	Admin./Parker Lodge

Programs and times may change at any time at the discretion of Camp Director

Trading Post (Located in the Admin./Parker Lodge) Hours will be posted

Trading Post will not be open during meals, worship service, or flags

Emergency Procedures

1. The emergency signal for camp shall consist of camp siren being sounded via a hand-crank claxon and will travel around camp during the emergency.
2. With rare exceptions, the ONLY STAFF authorized to direct the emergency signal to be sounded will be any PROFESSIONAL PARTNER, CAMP DIRECTOR, PROGRAM DIRECTOR, AQUATICS DIRECTOR, CAMP CARETAKER and the HEALTH OFFICER.
3. Once the emergency signal has been sounded, all staff members will be notified what the emergency is by either Cell Phone, Two-Way Radio, or Personal Contact.

Theme Directors or assigned staff will arrive to lead group to shelter, if necessary.

Check-Out Procedures

Check-out Time

Departure from camp will begin following Camp-wide games on Sunday.

All units are expected to clean their theme area prior to checkout. Garbage should be brought in bags to the dumpster by the dining hall. (A Scout is Clean)

Drivers of vehicles arriving to pick up campers are to be reminded to park in the main parking area. Garden carts are available to transport equipment from the area(s) to all vehicles. Visit with your Theme Director to check out. Your Theme Director will collect your Camp Surveys and provide you with your camp patches and information about your advancement reports.

Check-out Reminders:

- Make sure the Parker Scout Summer Camp Evaluation Form is completed and turned in.
- Double count camp patches to ensure no one in the Pack has been missed.
- Take a roll call to ensure all Cub Scouts are accounted for prior to departure.
- Purchase souvenirs from the Trading Post. *(You may choose to make any large purchases on your last day to avoid storage/handling during your stay).*
- Double check the theme program area to ensure it has been cleaned and left in an orderly manner.
- Pick up all medication from the Health Lodge/Admin. Bldg. (if used)
- Final check on lost and found articles.
- All individuals must be checked out at the weekend's conclusion; again, one leader is all that is needed.
- You should not leave until your camp site has been checked by the Theme Leader, once this has been completed, return to Parker Lodge to complete the Check-Out procedure. You will receive your patches at check out, (one patch for each youth participant.)

FORMS

Campership Form (2 pages)

Medication Card

[Annual Health & Medical Record \(3 pages\)](#)

Online, please choose link



Camp Parker Cub Scout/Webelos Scholarship Application



A summer camping experience is the highlight of a youth's year in the Scouting program. The Central Minnesota Council, Boy Scouts of America has a limited number of dollars available (from Friends of Scouting support and three individual donors) to fund a Camping Scholarship program enabling more Scouts to participate in camp.

Camping Scholarships may cover up to one half of the youth's summer camping fees. Scholarships are limited to Cub Scouts and Webelos Scouts registered in Central Minnesota Council Packs. The Scholarship Program applies toward Cub Resident Camp and Webelos Resident Camp at Parker.

Please complete the information requested below. Camperships are based on need and availability of funds. Applications must be received May 15th to allow for approvals and notification. Discount will be at time of online registration using a coupon number.

Name of Scout _____ Pack Number _____

Address/City/Zip _____

Cub Scout Camp ____ Webelos Camp ____ Dates of Camp _____

Parents name: _____

Parent's email address: _____ Phone #: _____

Brief, but specific statement about the situation and need for a camping fee scholarship (will be kept confidential):

Requested by: _____
Signature of Parent Date

Mail to: Camping Scholarship
Central Minnesota Council, BSA
1191 Scout Drive
Sartell, MN 56377

Office Use Only*

Authorized By _____

Parent Notified _____ **Date** _____ **Amount Granted \$** _____

SURVEY

Please answer all of these questions to help determine the need for the camping scholarship.

1. Did your Pack participate in the Council Popcorn Sale last year? _____
- Did this Scout participate in the Popcorn Sale? _____
 - Was a percentage of the Scout's Popcorn Sales applied toward his summer camp fee? _____

3. Did you participate in any other fundraisers to help pay for camp? _____

If so, explain _____

CAMPING SCHOLARSHIP CALCULATION

Summer Camp Fee: \$95.00, \$80 if submitted by April 15th.

- \$ _____ Amount that Family can pay

- \$ _____ Amount the Pack can contribute

Amount Remaining \$ _____ * [This is the Scholarship amount we are requesting]

** The scholarship funds will be transmitted to the "camp", not to the boy or the unit. In the event that the youth does not attend camp, the funds are non-refundable and cannot be transferred to another individual. Once approved, the recipients will receive a campership coupon that will be redeemed when making payment for camp online.*

MEDICATION CARD

Unit # _____ Site _____

Scout's Name _____

Address _____ Phone # _____

Name of drug & dose _____

Date medication to begin _____ Time of administration _____ AM/PM

Purpose of medication _____

Possible side effects of medication _____

I agree to be available for direct communication from the person dispensing/administering the medication. Specific conditions under which I should be contacted regarding the condition or reactions of the Scout receiving the medication are:

This card must be completed by the physician and parent. The card **must** be brought to camp with any medications. No medicine container will be accepted at camp unless it is in the original container with the name of the patient, physician, prescription number, the date dispensed, name of medicine, and directions for use on the label.

HEALTH OFFICE USE:

Date: _____ Reviewed by: _____

X
 I give consent that medication may be given by adult in charge:

 Parent signature

I request that the camp medical officer administer medication:

 Parent signature

(CAMP USE ONLY!!!)
Medication Card – Side 2

Scout's Name _____

Fill in date, time and initial whenever medication is administered.

Date	Time	Initial	Date	Time	Initial	Date	Time	Initial

Full name of person(s) responsible for administering medication:
